

GOLIA 200

The giant that amazes

An imposing and scenically impressive parasol designed to cover large areas up to 100 square meters with a single central pole. Made entirely of aluminum, Golia is an extremely robust covering system.

- Overs large spaces and terraces up to **100Sqm**
- Falls into the category of foldable mobile covers
- Suitable for particularly windy areas

USAGE OCCASIONS



BAR & ICECREAM SHOPS



HOTEL & RESORT



NAUTICAL



RESTAURANTS & FAST FOOD



POOLS AND BEACH RESORTS



CATERING & BANQUETTING

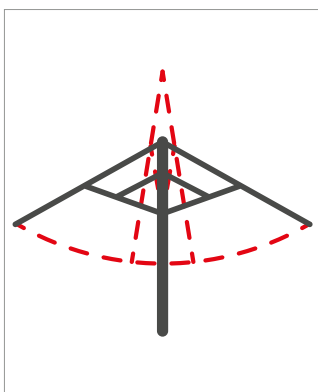


SKI & MOUNTAINS



GARDENS & TERRACES

FEATURES



Telescopic opening for closing above tables




Apertura con **asta di manovra, arganello e vite senza fine a scomparsa**



THREADED CANVAS TECHNOLOGY with special aluminum alloy profile with nose cones that improves water and wind performance



Telaio in lega di **alluminio ad alta tenacità** verniciata a polvere epossidica con colore di serie bianco o manganese



TIG-welded aluminum rib port collars



Aluminum arm-rib joints for greater resistance and durability



MODULAR CANOPY With interchangeable modular canvases in segments for easy replacement of even a single segment.



Available **perimeter volant** of 50cm



Stainless steel bolts and nuts



Central pole in round aluminum with diameter 200x5 Mm



Premium **PVC storage case**

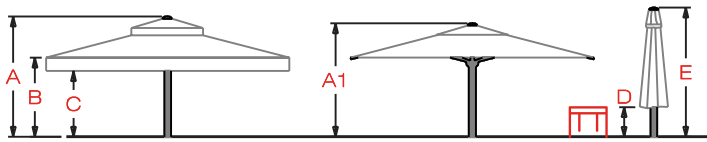


Curved profiles in **aluminum 6005** 120x30x2 Mm



Also **available tailor-made**

HEIGHT OPTIONS



SQUARED

| | | | A | A1 | B | C | D | E |
|-------------|--|--|-----|-----|-----|-----|-----------|-----|
| 800 | 12 Ribs 64 Sqm GOLIA800X800 | | 501 | 481 | 310 | 260 | 73 | 656 |
| 900 | 12 Ribs 76,50 Sqm GOLIA900X900 | | 474 | 454 | 308 | 258 | 96 | 654 |
| 1000 | 16 Ribs 95,50 Sqm GOLIA10X10 | | 515 | 445 | 331 | 281 | 69 | 695 |

RECTANGULAR

| | | | A | A1 | B | C | D | E |
|------------|---|--|-----|-----|-----|-----|-----------|-----|
| 800 | 14 Ribs 72 Sqm GOLIA900X800 | | 493 | 473 | 340 | 290 | 64 | 673 |
| 900 | 14 Ribs 94,50 Sqm GOLIA11X9 | | 515 | 495 | 310 | 260 | 72 | 695 |

ROUND

| | | | A | A1 | B | C | D | E |
|-------------------|--|--|-----|-----|-----|-----|-----|-----|
| DIAM. 900 | 12 Ribs 63,58 Sqm GOLIADIAM.9M | | 396 | 376 | 270 | 230 | 117 | 576 |
| DIAM. 1000 | 12 Ribs 78,50 Sqm GOLIADIAM.10 | | 410 | 390 | 290 | 250 | 93 | 610 |
| DIAM. 1100 | 14 Ribs 95 Sqm GOLIADIAM.11 | | 500 | 480 | 310 | 260 | 88 | 670 |

FRAME COLOR



-BI- -MA-



TYPE OF FABRIC



Up to 900 gr/Sqm

PVC / PVC BLACKOUT NAUTICAL HP
-PVC- -RES-



PVC / PVC BLACKOUT NAUTICAL HP
-PVC- -RES-

-BI- -MA-



PVC / PVC BLACKOUT NAUTICAL HP
-PVC- -RES-

-BI- -MA-



Frame RAL color -CO-



CUSTOM SIZES

Custom sizes for square/ rectangular parasols

-CONUGO-



fabric colors not in the collection -SUPTESS-



CUSTOM SHAPES

parasols with irregular shapes

-CONUGOC-



Half premium PVC Storage Case -FODPVC2-





AUTOMATIC VERSION



CODE -GOA-

- Automated opening and closing system for the parasol, operable with a remote control or fixed switch panel. Movement through an internal hydraulic cylinder activated by an electro-hydraulic control unit powered by low voltage (12 Volts), complete with manual emergency pump. Includes a 12 Volts / 60 A/h battery and electronic battery charger.

I VOLANT



CLASSIC VOLANT VARIANTS

TRANSFER LETTERING ON VOLANT



MONOCHROME HEAT-SEALED
EXCLUDING GRAPHICS

| | | |
|--|-------------|-------------|
| | 200 Cm | 100 Cm |
| | 25 Cm | 25 Cm |
| | -SCLOGO200- | -SCLOGO100- |


TRANSFERT LETTERING ON SEGMENT



MONOCHROME HEAT-SEALED
ON SEGMENT
(inevitable slight fabric wrinkles),
EXCLUDING GRAPHICS

| | |
|--|--------------|
| | 80 Cm |
| | 80 Cm |
| | -SCLOGO8080- |

COMPLEX AND/OR COLORED WRITINGS/LOGOS



GUTTER PREPARATION

With female Velcro hidden by fabric flap **OUTSIDE THE VOLANT.**

-APVELG-



SIDE WALLS PREPARATION

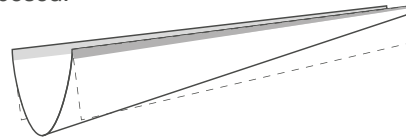
With female Velcro hidden by fabric flap **INSIDE THE VOLANT.**

-APVELP-



UNION GUTTER APPLIED WITH REMOVABLE ZIPPER AND VELCRO

Made of PVC, with slope, and applied externally to the skirts. Version with buckles available upon request for umbrellas not predisposed.

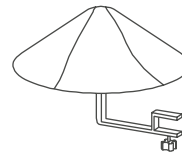


-GRO-



CENTRAL INTERSECTION CONE FOR 4 PARASOLS

Applied with bracket on a corner rib.



-CONO-


WINTER EQUIPMENT

SIDE WALLS



see pag. 196

HEATERS



see pag. 200

PREPARATION FOR HEATER'S CABLE PASSAGE



- PASCAV -




SUPPORT BASES

The base recommended in our price list takes into account the square meters of the parasol and a theoretical overturning coefficient of approximately 50 km/h with constant wind. Such recommendation does not constitute any guarantee by the manufacturer, as it is inde-

ed difficult to measure whether there are gusts in a specific location. Therefore, **it is always recommended to close the parasol in case of bad weather.** In particularly windy areas, we always advise securing the parasol to the ground.





GROUND BASE



-  White
-BI-
-  Manganese
-MA-
-  Ral Selection
-CO-

UP TO 70 SQM




In **galvanized and painted steel.**
Prepared to accommodate **56**
washed stone **PLATES.**

| | | | |
|--|---|---|---|
|  |  |  |  |
| 130x130 cm | 30 cm | 50 kg | 130x135 x26 Cm |

CODE -BAGOLTEL130-




PLATES COVER CARTER



-  White
-BI-
-  Manganese
-MA-
-  Ral Selection
-CO-

135x135
Cm




In **printed aluminum.**

| | | |
|---|---|---|
|  |  |  |
| 49 cm | 45 kg | 140x75 x50 Cm |

CODE -CAR135-




SERVICE TABLE COVER CASE



-  White
-BI-
-  Manganese
-MA-
-  Ral Selection
-CO-

140x140
Cm

With a top in **galvanized and painted steel** and **walls in fabric.** Mandatory if purchasing the automatic version.

| | | |
|---|---|---|
|  |  |  |
| 52 cm | 33 kg | 145x75 x35 Cm |

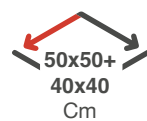
CODE -GOTAVD20-

SET OF 56 PLATES

UP TO 70 SQM



Set of 40 plates 50x50 and
16 40x40 plates



In washed stone

4
cm

KG
1080
kg



120x100
x66 Cm

CODE -LAS56X50-



FIXING BASES

THE USE OF ANCHORING DOWELS presupposes a careful evaluation of the conditions of the surface to be drilled, which must be at least 200x200x20 cm in size. We highly recommend performing a core drilling in advance to check for the presence and thickness of uncracked concrete.

We do not recommend anchoring with dowels on other types of surfaces such as asphalt, cobblestones, on terraces, garage floors, etc., even with the help of chemical adhesives. Please verify the absence of pipes, electrical cables, and insulation sheaths in the ground before drilling.

FIXED BASE

- White
-BI-
- Manganese
-MA-
- Ral Selection
-CO-



50x50
Cm

In galvanized and painted steel.
20 mm plugs of variable length (not supplied).

| | | |
|----------|----------|-----------------|
| ↑ ↓ | ↓ ↑ | |
| 30 cm | 48 kg | 55x55 x40 Cm |

CODE -BAGOLTEL5-

COVER CASE FOR MOTORIZED VERSION

- MANDATORY -



- White
-BI-
- Manganese
-MA-
- Ral Selection
-CO-


50x70
Cm

For motorized operated parasol

| | | |
|----------|----------|-----------------|
| ↑ ↓ | ↓ ↑ | |
| 52 cm | 19 kg | 52x50 x40 Cm |

CODE -BAGOL70D200-

COVER CASE FOR MANUAL VERSION



- White
-BI-
- Manganese
-MA-
- Ral Selection
-CO-

51x51
Cm

For manual opening parasol
Necessary if you purchase bot-
tom-powered LEDs.

| | | |
|----------|----------|-----------------|
| ↑ ↓ | ↓ ↑ | |
| 25 cm | 10 kg | 52x25 x27 Cm |

CODE -BAGOL50D200-

SET OF 4 GROUND ANCHORS



To be embedded in an uncracked concrete pour of variable dimensions depending on the size of the parasol and the installation location for a fixed base.



12
mm



45
cm



10
kg



30x50
x5 Cm

CODE -TIRGO200-





The LEDs we use are Made In Italy and compliant with the Ecodesign 2021 directives



/ 100 cm LED bars in anodized aluminum



/ IP/67 Waterproof 24V power supply



/ Warm light selected 2700 K
On request: cold light or RGB light kit (color change - 24 V)



/ IP65 Waterproof 24 V 14 W/Mt



/ Wi-Fi receiver with remote control, batteries, and dimmer (light intensity adjustment)



/ Connector socket and plug 3p
Screw D5-12 IP66/IP68

*The length of the LED bars may be shorter for certain parasol sizes.

MADE IN ITALY

/ POSITIONING

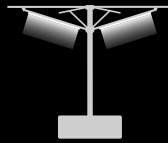


/ TOWARDS THE CANOPY

Recommended for a greater scenic effect on light-colored fabric.

STANDARD

- LEDUP -

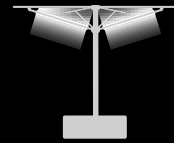


/ DOWNWARD

Recommended for greater illumination on the floor area.

STANDARD

- LEDDOWN -



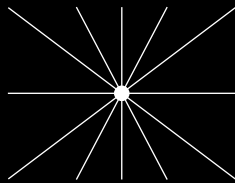
/ TOWARDS THE CANOPY + DOWNWARD

Independent lighting/intensity adjustment for above and below.

NOT- STANDARD

- LEDMIX -

12 BARS



POWER SUPPLY

(270x70x40 Mm)

Qty: 1,240 Watt IP/67

CONSUMPTION


7.2 A

POWER

172.8 W

- VLD12X10060 -

14 BARS



POWER SUPPLY

(270x70x40 Mm)

Qty: 1,240 Watt IP/67

CONSUMPTION


8.4 A

POWER

201.6 W

- VLD14X10060 -

16 BARS



POWER SUPPLY

(270x70x40 Mm)

n° 2 da 150 Watt IP/67

CONSUMPTION

9.6 A

POWER

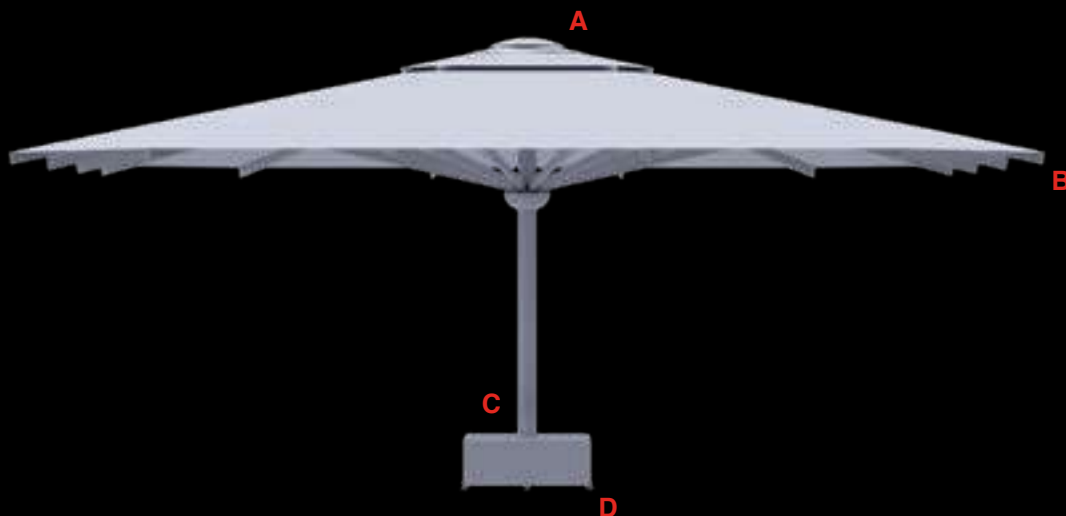
230.4 W

- VLD16X10060 -



RGB LED ADD-ON INFORMATION AND TECHNICAL DATA SHEET AVAILABLE UPON REQUEST

/ POWER SUPPLY



A - FROM THE TOP



If the cable is coming from a wall of the room, the parasol can be opened and closed without unplugging the power plug.

-ALCAP-

B - FROM THE RIB



Power supply from one of the slats of the parasol (it is necessary to indicate which slat the power cable will come from).

-ALSTE-

ATTENTION! To close the parasol it will be necessary to unhook the power plug.

C - POLE ABOVE BASE



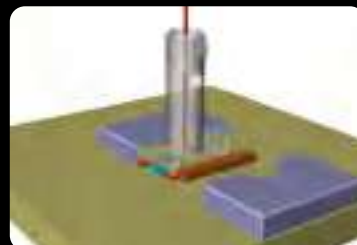
If the cable is coming from the floor, the parasol can be opened and closed without unplugging the power plug.

-ALPALU-

D - POLE UNDER BASE



Aesthetically better solution as long as there is space to carry out the wiring underneath the flooring (e.g. floating floors, platforms or wells). The parasol can be opened and closed without unplugging the power plug.



-ALPALD-

LITHIUM BATTERY FOR LED 24V

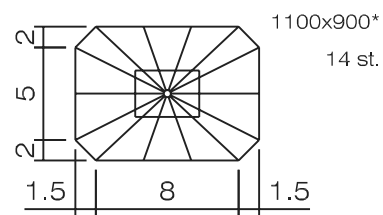
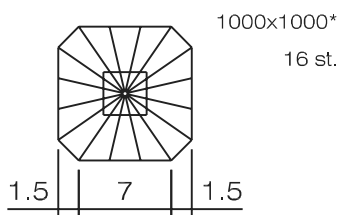
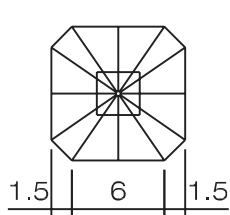
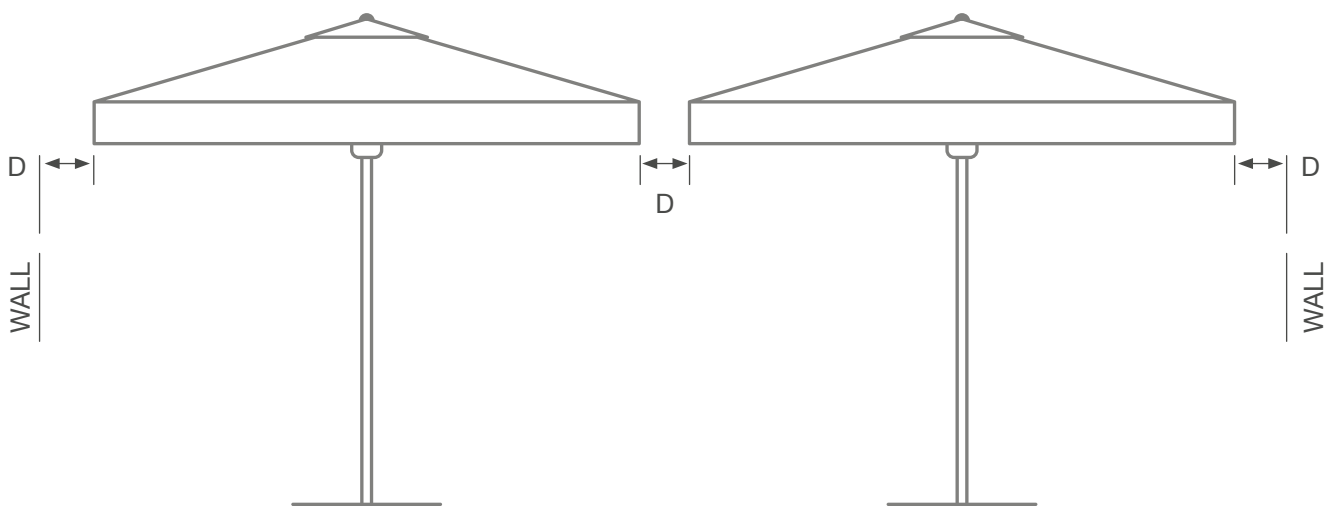


*Approximate duration with 4 1m LED bars kept at maximum power: 6h

— **LEGEND** —

D = Distance from walls/other elements

⚠ **MINIMUM 15 CM** ⚠



SEE RECOMMENDATIONS ON TAKING MEASUREMENTS



— PACKAGING —

| PARASOL OPEN SIZE (Cm) | CLOSED HEIGHT (Cm) | N° RIBS | INDICATIVE WEIGHT (Kg) |
|------------------------|--------------------|---------|------------------------|
| SQUARED | | | |
| 800x800 | 656 | 12 | 260 - 310 |
| 900x900 | 654 | 12 | 300 - 350 |
| 1000x1000 | 695 | 16 | 350 - 400 |
| RECTANGULAR | | | |
| 900x800 | 673 | 14 | 300 - 350 |
| 1100x900 | 695 | 14 | 340 - 390 |
| ROUND | | | |
| Diameter 900 | 576 | 12 | 260 - 310 |
| Diameter 1000 | 610 | 12 | 300 - 350 |
| Diameter 1100 | 670 | 14 | 320 - 370 |

**Weights are indicative and exclude base and packaging.
Packaging weights and dimensions may vary without notice.**

STEEL CRATE FOR TRANSPORT



THE PARASOL IS TIED AND PACKAGED SUSPENDED TO AVOID DAMAGING THE FABRIC.

AUTOMATIC VERSION SHIPPED WITH THE BELLOWS DISASSEMBLED.

INSIDE, BASE AND MOTORIZATION ARE PLACED.

CRATE DIMENSIONS: 100x100x500 Cm - APPROXIMATELY 80 Kg.

Parasol always longer than the crate (see dimension E and technical sheet).

INCLUDED IN THE COST OF THE PARASOL -CASSACC-



For installation, it is necessary to use a crane with a minimum lift of 8 meters (see dimension E + Parasol weight).