

MAXIPRO

Directly from the race courses

A parasol designed to cover large surfaces in a professional setting. Specifically designed for the ho.re.ca segment. A powerful, elegant structure with an exclusive image, the absolute protagonist of your auditorium.

- Coverage of large spaces and stalls up to **49Sqm**
- Quality in materials and fine nautical finishes
- Reliable and rapid self-balancing opening and closing system

USAGE OCCASIONS



HOTEL & RESORT



RESTAURANTS & FAST FOOD



POOLS AND BEACH RESORTS



SKI & MOUNTAINS

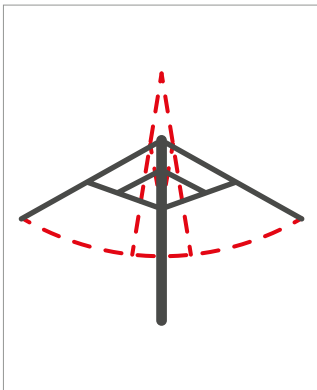


NAUTICAL



BAR & ICECREAM SHOPS

FEATURES



Telescopic opening for closing above tables



THREADED CANVAS TECHNOLOGY with special aluminum alloy profile with nose cones that improves water and wind performance



TIG-welded aluminum rib port collars



Opening with AISI 316 **stainless steel nautical** pulley with **easy block** locking system and polyester nautical rope



High tenacity aluminum alloy frame painted with epoxy powder in white or manganese standard colours



Aluminum arm-rib joints for greater resistance and durability



MODULAR CANOPY With interchangeable modular canvases in segments for easy replacement of even a single segment.

Version with crank opening with worm screw available on request.
Not recommended in situations where rapid opening and closing is necessary.



35cm perimeter **volant** available



Stainless steel bolts and nuts



Central pole in round aluminum diameter 100 mm



Premium **PVC storage case**

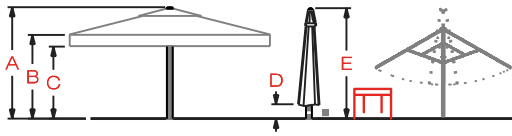


Curved profiles in **aluminum 6005** 57x25x2/50x20x2 Mm



Also available **tailor-made**

HEIGHT OPTIONS



FRAME COLOR



TYPE OF FABRIC



SUN

-ACR-



NAUTICAL HP

-RES-

SQUARED

			A	B	C	D	E
	400	8 Ribs 16 Sqm MAXI400X400	310	235	195	120	410
	450	8 Ribs 20,25 Sqm MAXI450X450	313	240	205	120	450
	500	8 Ribs 25 Sqm MAXI500X500	323	250	215	95	460
	550	8 Ribs 30,25 Sqm MAXI550X550	335	245	210	68	480
	600	8 Ribs 36 Sqm MAXI600X600	340	250	215	65	498
	600	12 Ribs 36 Sqm MAXI600/12	340	250	215	64	498
	700	12 Ribs 49 Sqm MAXI700X700	400	265	231	54	570

-BI- -MA-



RECTANGULAR

			A	B	C	D	E
	400	8 Ribs 20 Sqm MAXI500X400	312	240	205	115	437
	450	8 Ribs 24,75 Sqm MAXI550X450	325	242	205	92	460
	300	8 Ribs 18 Sqm MAXI600X300	323	248	213	77	420
	400	8 Ribs 24 Sqm MAXI600X400	320	242	207	84	457
	400	10 Ribs 24 Sqm MAXI6X4/10	320	242	207	84	457

-BI- -MA-



SUN

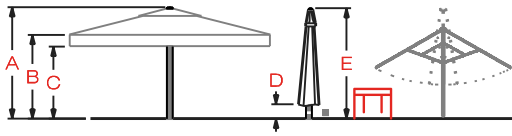
-ACR-



NAUTICAL HP

-RES-

HEIGHT OPTIONS



SQUARED			A	B	C	D	E
500	600	8 Ribs 30 Sqm MAXI600X500	330	245	210	85	488
	600	10 Ribs 30 Sqm MAXI6X5/10	330	253	210	85	488
450	650	8 Ribs 29,25 Sqm MAXI650X450	339	255	220	94	500
	650	10 Ribs 29,25 Sqm MAXI650/10	337	255	220	90	500
500	650	10 Ribs 32.5 Sqm MAXI650X500	332	261	226	80	492
400	700	10 Ribs 28 Sqm MAXI700X400	320	253	218	74	490
500	700	10 Ribs 35 Sqm MAXI700X500	348	268	233	72	508
600	700	10 Ribs 42 Sqm MAXI700X600	358	272	248	68	540
600	800	10 Ribs 48 Sqm MAXI800X600	379	290	255	67	570

FRAME COLOR



-BI- -MA-



TYPE OF FABRIC



SUN

NAUTICAL HP

-ACR-

-RES-



Frame RAL color -CO-



CUSTOM SIZES

Custom sizes for square/ rectangular parasols

-CONUMA-



PVC FABRIC
up to 600 gr/Sqm



-PVC-



CUSTOM SHAPES

Parasols with irregular shapes

-CONUMAC-



Fabric colors not in the collection -SUPTESS-



INCREASED HEIGHTS

Parasol heights exceeding standard

-SUPALT-



Premium PVC Storage Case -FODPVC5-




MOTORIZED VERSION

Automated opening and closing system with remote control.

-AAMP-

I VOLANT



CLASSIC VOLANT VARIANTS

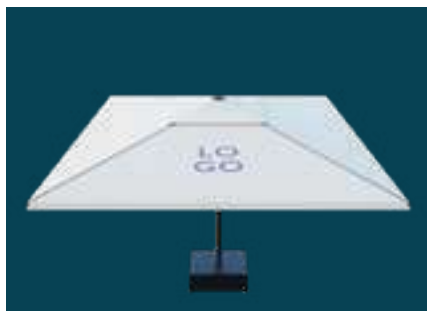
TRANSFER LETTERING ON VOLANT



MONOCHROME HEAT-SEALED
EXCLUDING GRAPHICS

	200 Cm	100 Cm
	25 Cm	25 Cm
	-SCLOGO200-	-SCLOGO100-


TRANSFERT LETTERING ON SEGMENT



MONOCHROME HEAT-SEALED
ON SEGMENT
(inevitable slight fabric wrinkles),
EXCLUDING GRAPHICS

	80 Cm
	80 Cm
	-SCLOGO8080-

COMPLEX AND/OR COLORED WRITINGS/LOGOS



GUTTER PREPARATION

With female Velcro hidden by fabric flap **OUTSIDE THE VOLANT.**

-APVELG-



SIDE WALLS PREPARATION

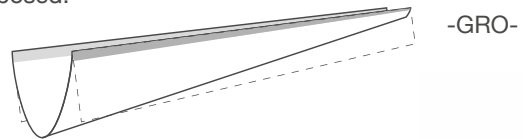
With female Velcro hidden by fabric flap **INSIDE THE VOLANT.**

-APVELP-



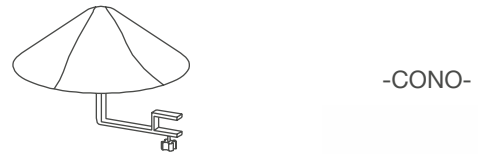
UNION GUTTER APPLIED WITH REMOVABLE ZIPPER AND VELCRO

Made of PVC, with slope, and applied externally to the skirts. Version with buckles available upon request for umbrellas not predisposed.



CENTRAL INTERSECTION CONE FOR 4 PARASOLS

Applied with bracket on a corner rib.




| WINTER EQUIPMENT

SIDE WALLS



HEATERS



PREPARATION FOR HEATER'S CABLE PASSAGE

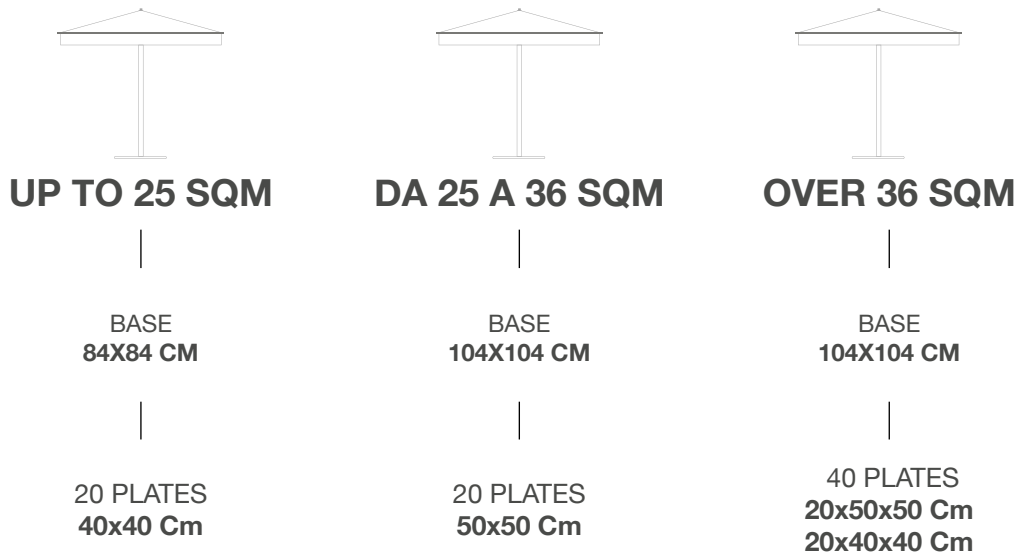


SUPPORT BASES

The base recommended in our price list takes into account the square meters of the parasol and a theoretical overturning coefficient of approximately 50 km/h with constant wind. Such recommendation does not constitute any guarantee by the manufacturer, as it is inde-

ed difficult to measure whether there are gusts in a specific location. Therefore, **it is always recommended to close the parasol in case of bad weather.** In particularly windy areas, we always advise securing the parasol to the ground.

BASE + PLATES CONFIGURATIONS



ARTICULATED SUPPORT BASE

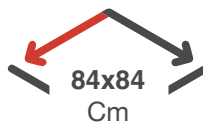
Galvanized and painted steel

Articulated joint for easy installation and removal







Adjustable leveling feet.
Up to +10 cm in height.

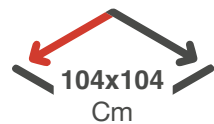
UP TO 25 SQM







CODE
-BAP838320-

	
23 Cm	+ 23 Cm
	
35 Kg	89x85 x26 Cm


OVER 25 SQM



CODE
-BAP10310320-

	
23 Cm	+ 23 Cm
	
45 Kg	109x105 x26 Cm

COLOR



WASHED STONE PLATES



SET OF 20 PLATES

40x40 Cm	4 Cm	300 Kg	120x80 x33Cm

CODE -LAS20X40-

FOR BASE 84X84 CM

SET OF 20 PLATES

50x50 Cm	4 Cm	420 Kg	120x100 x33Cm

CODE -LAS20X50-

FOR BASE 104X104 CM

SET OF 40 PLATES

50x50+ 40x40 Cm	4 Cm	720 Kg	120x100 x66 Cm

CODE -LAS40X50-

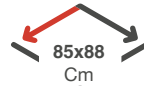
FOR BASE 104X104 CM

LOW FURNITURE - BASE COVER SEAT



- White
-BIM-
- Manganese
-MAM-
- Ral Selection
-COM-

FOR BASE 84X84

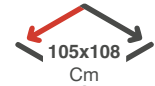


In **powder-coated aluminum** with rounded edges

38 cm	21 kg	89x85 x40 Cm

CODE -CAR85-

FOR BASE 104X104



38 cm	28 kg	109x105 x40 Cm

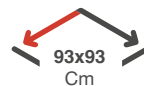
CODE -CAR105-

BASE COVER / SERVICE TABLE



- White
-BI-
- Manganese
-NE-
- Ral Selection
-CO-

FOR BASE 84X84

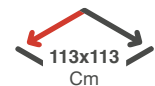


With **galvanized and painted steel** top and fabric walls

75/85 cm	21 kg	50x95 x35 Cm

CODE -BATAV84-

FOR BASE 104X104



75/85 cm	27 kg	60x115 x35 Cm

CODE -BATAV104- **€ 1.105**

PALLET TRUCK

Base prepared for movement with a pallet truck. (Pallet truck not included)



+ 23+10 Cm	+ 5 Kg

CODE -SUPTRANS-

€ 250

WHEELS SET

Preparation of bases for moving parasols up to 25sqm with wheels.



+23+13 Cm	4 Kg

CODE -WHEELS2-

€ 350

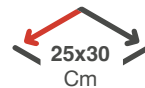
FIXING BASES

THE USE OF ANCHOR BLOCKS presupposes a careful evaluation of the conditions of the surface to be drilled. We strongly recommend carrying out core drilling beforehand to check the presence and thickness of uncracked concrete.

We do not recommend fixing with anchors on other types of surfaces such as asphalt, pavé, on terraces, garage floors, etc. even if helped by the chemist. Check the absence of electrical cable pipes or insulating sheaths in the ground before drilling.

JOINTED BASE FOR STANDARD FIXING

-  White
-BI-
-  Manganese
-MA-
-  Ral Selection
-CO-



In galvanized and painted steel. Plugs from 10 to 12 mm of variable length (not supplied).

35
cm

+1
cm

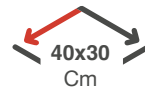

8
kg

33x27
x40 Cm

CODE -BFP2530-

BASE COVER FOR ARTICULATED BASE

-  White
-BI-
-  Manganese
-MA-
-  Ral Selection
-CO-



For standard fixing base. Necessary if you purchase bottom-powered LEDs.

6
cm

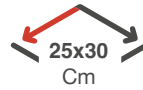
3
kg

33x22
x10 Cm

CODE -CAR40-



3-COMPONENT BURIED SET



In painted steel.
Base for core drilling



+ 2
cm



12
kg



33x30
x42 Cm

CODE -BACRT3-

SET OF 6 LONG BOLTS

THE USE OF ANCHOR BOLTS embedded in non-cracked concrete casting is always the optimal solution. It is recommended to create a plinth proportionate to the size of the parasol.



To be embedded in a non-cracked concrete casting of variable dimensions depending on the size of the parasol and the installation site for an articulated base for fixing to the floor



12
mm



45
cm



5
kg



30x50
x5 Cm

CODE -TIRM6-

FIXING PLATE

WITH WOODEN PLATFORM/LOWER CAST



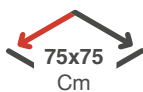
White
-BI-



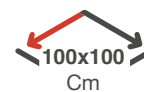
Manganese
-MA-



Ral Selection
-CO-



In **galvanized and painted steel** with 10 to 12 mm
dowels of variable length **not supplied.**
Articulated base not included



35
cm



+1
cm



45
kg



120x80
x12 cm



35
cm



+1
cm



80
kg



120x100
x12 cm

CODE -BAPI75ZFP-

CODE -BAPI100ZFP-



The LEDs we use are Made In Italy and compliant with the Ecodesign 2021 directives



/ 100 cm LED bars in anodized aluminum



/ IP/67 Waterproof 24V power supply



/ Warm light selected 2700 K
On request: cold light or RGB light kit (color change - 24 V)



/ IP65 Waterproof 24 V 14 W/Mt



/ Wi-Fi receiver with remote control, batteries, and dimmer (light intensity adjustment)

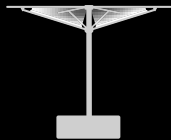


/ Connector socket and plug 3p
Screw D5-12 IP66/IP68

*The length of the LED bars may be shorter for certain parasol sizes.

MADE IN ITALY

/ POSITIONING

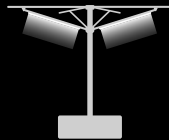


/ TOWARDS THE CANOPY

Recommended for a greater scenic effect on light-colored fabric.

STANDARD

- LEDUP -

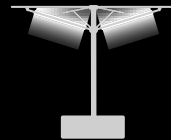


/ DOWNWARD

Recommended for greater illumination on the floor area.

STANDARD

- LEDDOWN -



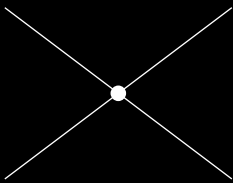
/ TOWARDS THE CANOPY + DOWNWARD

Independent lighting/intensity adjustment for above and below.

NOT -STANDARD

- LEDMIX -

4 BARS



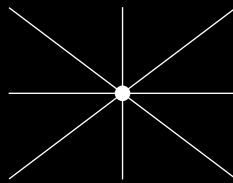
POWER SUPPLY
(180x110x30 Mm)
Qty: 1, 60 Watt

CONSUMPTION
2.4 A

POWER
57.6 W

- VLD4X10060 -

8 BARS



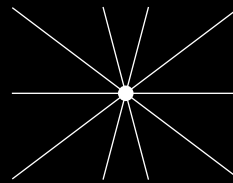
POWER SUPPLY
(270x70x40 Mm)
Qty: 1,150 Watt IP/67

CONSUMPTION
4.8 A

POWER
115.2 W

- VLD8X10060 -

10 BARS



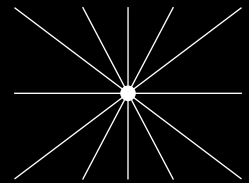
POWER SUPPLY
(270x70x40 Mm)
Qty: 1,240 Watt IP/67

CONSUMPTION
6 A

POWER
144 W

- VLD10X10060 -

12 BARS



POWER SUPPLY
(270x70x40 Mm)
Qty: 1,240 Watt IP/67

CONSUMPTION
7.2 A

POWER
172.8 W

- VLD12X10060 -



RGB LED ADD-ON INFORMATION AND TECHNICAL DATA SHEET AVAILABLE UPON REQUEST

/ POWER SUPPLY



A - FROM THE TOP



If the cable is coming from a wall of the room, the parasol can be opened and closed without unplugging the power plug.

-ALCAP-

B - FROM THE RIB

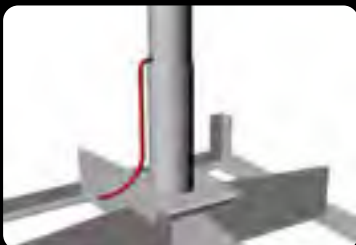


Power supply from one of the slats of the parasol (it is necessary to indicate which slat the power cable will come from).

-ALSTE-

ATTENTION! To close the parasol it will be necessary to unhook the power plug.

C - POLE ABOVE BASE



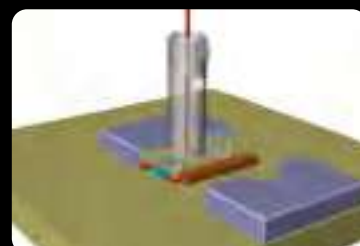
If the cable is coming from the floor, the parasol can be opened and closed without unplugging the power plug.

-ALPALU-

D - POLE UNDER BASE



Aesthetically better solution as long as there is space to carry out the wiring underneath the flooring (e.g. floating floors, platforms or wells). The parasol can be opened and closed without unplugging the power plug.



-ALPALD-

LITHIUM BATTERY FOR LED 24V



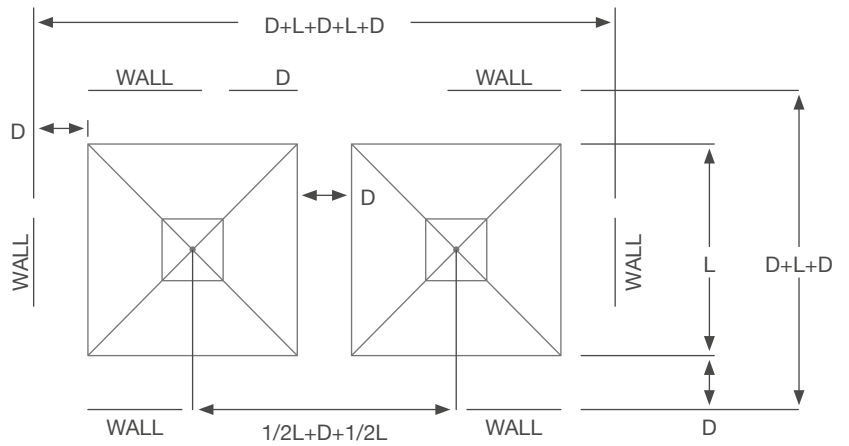
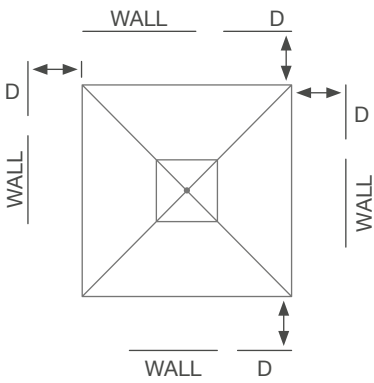
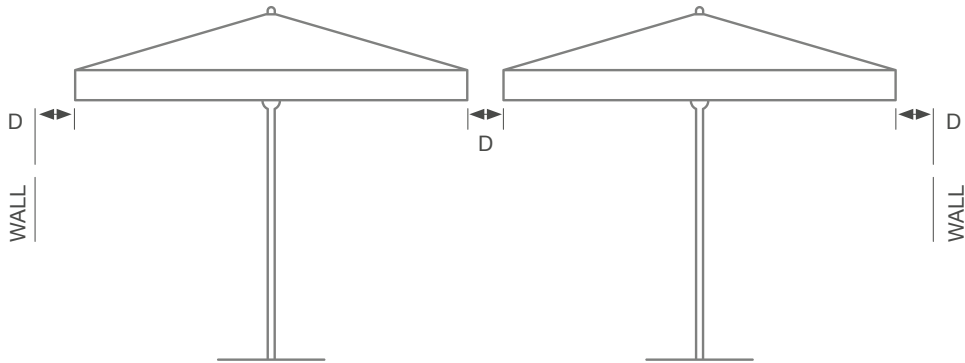
*Approximate duration with 4 1m LED bars kept at maximum power: 6h

SPECIAL 15Ah LITHIUM BATTERY KIT FOR 24V LED SYSTEMS

INDICATIVE MEASURES
10X10X40 CM

— LEGEND —

L = parasol side
 1/2 L = half parasol side
 D = Distance from walls/other elements
 ⚠ MINIMUM 8 CM ⚠



— PACKAGING —

PARASOL OPEN SIZE (Cm)	N° RIBS	WEIGHT (Kg)	PACKAGE DIMENSIONS	
SQUARED				
400x400	8	62	Cm 410x50x50	Kg. 13
450x450	8	66	Cm 500x50x50	Kg. 25
500x500	8	67	Cm 500x50x50	Kg. 25
550x550	8	67	Cm 500x50x50	Kg. 25
600x600	8	87	Cm 500x50x50	Kg. 25
600x600	12	97	Cm 500x50x50	Kg. 25
700x700	12	110	Cm 590x50x50	Kg. 25



RECTANGULAR				
500x400	8	66	Cm 500x50x50	Kg. 25
550x450	8	69	Cm 500x50x50	Kg. 25
600x300	8	69	Cm 500x50x50	Kg. 25
600x400	8	63	Cm 500x50x50	Kg. 25
600x400	10	68	Cm 500x50x50	Kg. 25
600x500	8	77	Cm 500x50x50	Kg. 25
600x500	10	82	Cm 500x50x50	Kg. 25
650x450	8	77	Cm 500x50x50	Kg. 25
650x450	10	82	Cm 500x50x50	Kg. 25
650x500	10	87	Cm 500x50x50	Kg. 25
700x400	10	74	Cm 500x50x50	Kg. 25
700x500	10	80	Cm 510x50x50	Kg. 25
700x600	10	102	Cm 560x50x50	Kg. 25
800x600	10	110	Cm 590x50x50	Kg. 25



**Weights are indicative and exclude base and packaging.
Packaging weights and dimensions may vary without notice.**

High-quality reinforced cardboard boxes with 2/3 layers.

