

PROFESSIONAL TELESCOPICO

When quality doesn't weigh

A central pole parasol specifically designed to ensure strength and reliability with remarkably low weight.

- Covers small to medium-sized spaces and terraces up to **16 square meters**.
- High-quality materials and premium nautical finishes.
- Easily removable and practical for storage in warehouses.

USAGE OCCASIONS



BAR & ICECREAM SHOPS



HOTEL & RESORT



NAUTICAL



RESTAURANTS & FAST FOOD



POOLS AND BEACH RESORTS



CATERING & BANQUETTING

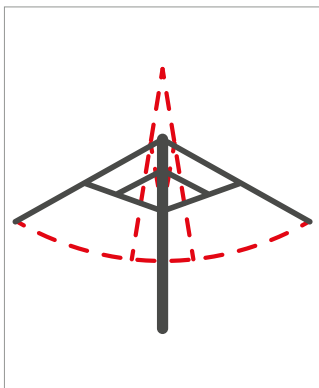


SKI & MOUNTAINS



GARDENS & TERRACES

FEATURES



Telescopic opening for closing above tables.



Opening with nautical **stainless steel** AISI 316 pulley system with **easy block** locking system and polyester nautical rope



Quick release system (**EASY CLICK**) of the ribs for easy maintenance




High-strength aluminum alloy frame powder coated with epoxy in standard white or manganese colors



Protected seams (**WATER SAFE**) that reduce water seepage from seams



Collars in **nylon - stainless steel - painted aluminum**



Arm-rib joints in nylon for greater strength and durability



Available **perimeter volant** of 25cm



Stainless steel bolts and nuts



Central pole aluminum with 55x2 mm in round diameter



Premium **PVC storage case**



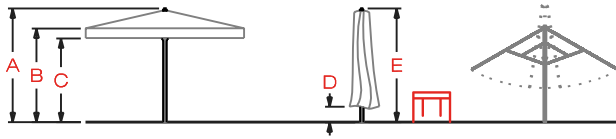
Curved profiles in **aluminum 6005** 30x15x2 mm



Also available **custom-sizes**

PROFESSIONAL TELESCOPICO

HEIGHT OPTIONS



SQUARED

			A	B	C	D	E
300	8 Ribs						
300	9 Sqm	PRT300X300	278	226	200	110	330
350	8 Ribs						
350	12,25 Sqm	PRT350X350	286	232	207	110	362
400	8 Ribs						
400	16 Sqm	PRT400X400	292	239	214	95	385

RECTANGULAR

			A	B	C	D	E
300	8 Ribs						
250	7,50 Sqm	PRT300X250	275	230	205	107	308
350	8 Ribs						
250	8,75 Sqm	PRT350X250	282	230	205	91	312
350	8 Ribs						
300	10,5 Sqm	PRT350X300	293	228	205	122	357
400	8 Ribs						
250	10 Sqm	PRT400X250	287	234	210	108	350
400	8 Ribs						
300	12 Sqm	PRT400X300	287	230	205	105	358
450	8 Ribs						
250	11,25 Sqm	PRT450X250	292	235	210	105	367
450	8 Ribs						
300	13,25 Sqm	PRT450X300	293	236	216	90	365

FRAME COLOR



-BI- -MA-



TYPE OF FABRIC



SUN

-ACR-



NAUTICAL HP

-RES-



SUN


-ACR-



NAUTICAL HP

-RES-





Wood type frame color -LE-



EXTRA PRICE

custom sizes for square/ rectangular parasols

-CONUPRO-



Frame RAL color -CO-



CUSTOM SHAPES

for parasols with irregular shapes

-CONUPROC-



Fabric colors not in the collection -SUPTESS-



INCREASED HEIGHTS

for parasol heights exceeding standard

-SUPALT-



Premium PVC Storage Case -FODPVC-



PAINTED ALUMINUM IN WOOD TONE

I VOLANT



CLASSIC VOLANT VARIANTS

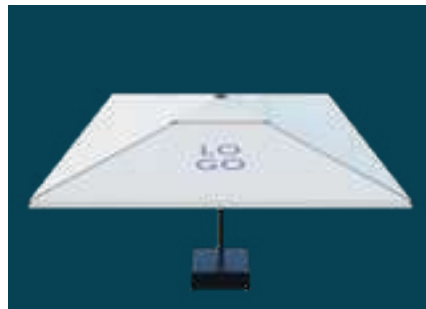
TRANSFER LETTERING ON VOLANT



MONOCHROME HEAT-SEALED
EXCLUDING GRAPHICS

	200 Cm	100 Cm
	25 Cm	25 Cm
	-SCLOGO200-	-SCLOGO100-

TRANSFERT LETTERING ON SEGMENT



MONOCHROME HEAT-SEALED
ON SEGMENT
(inevitable slight fabric wrinkles),
EXCLUDING GRAPHICS

	80 Cm
	80 Cm
	-SCLOGO8080-


COMPLEX AND/OR COLORED WRITINGS/LOGOS



GUTTER PREPARATION

With female Velcro hidden by fabric flap **OUTSIDE THE VOLANT.**

-APVELG-



If purchased with the side walls/gutter of the parasol, the cost of the preparation is included in the price.

SIDE WALLS PREPARATION

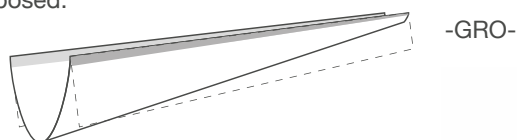
With female Velcro hidden by fabric flap **INSIDE THE VOLANT.**

-APVELP-



UNION GUTTER APPLIED WITH REMOVABLE ZIPPER AND VELCRO

Made of PVC, with slope, and applied externally to the skirts. Version with buckles available upon request for umbrellas not predisposed.



CENTRAL INTERSECTION CONE FOR 4 PARASOLS

Applied with bracket on a corner rib.




| WINTER EQUIPMENT



SIDE WALLS

see pag. 196



HEATERS

see pag. 200

SUPPORT BASES

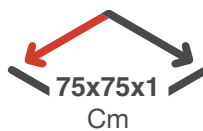
The base recommended in our price list takes into account the square meters of the parasol and a theoretical overturning coefficient of approximately 50 km/h with constant wind. Such recommendation does not constitute any guarantee by the manufacturer, as it is inde-

ed difficult to measure whether there are gusts in a specific location. Therefore, **it is always recommended to close the parasol in case of bad weather.** In particularly windy areas, we always advise securing the parasol to the ground.

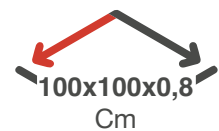
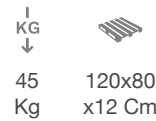
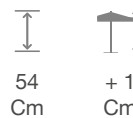
PLATE BASE WITH ROUNDED CORNERS



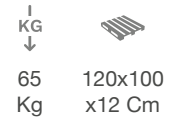
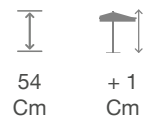
Ground supports in painted stainless steel




CODE
-BAPI7575-



CODE
-BAPI100100-



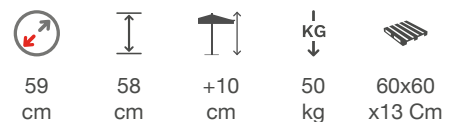
COLOR



GRANITE BASE WITH HANDLES



Reinforced with a steel disk and galvanized steel tube

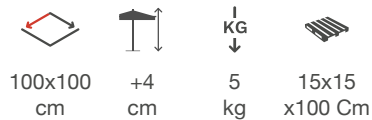


CODE -BAGR5950-

DEMOUNTABLE BASE

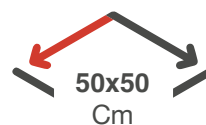


Made of **galvanized steel**.
Designed to accommodate 4 washed stone plates.

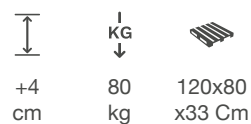


CODE -BAP1001004-

SET OF 4 PLATES IN WASHED STONE



Set of 4 washed stone plates for demountable base



CODE -LAS4X50-




FIXING BASES

THE USE OF ANCHORING DOWELS presupposes a careful evaluation of the conditions of the surface to be drilled, which must be at least 200x200x20 cm in size. We highly recommend performing a core drilling in advance to check for the presence and thickness of uncracked concrete.

We do not recommend anchoring with dowels on other types of surfaces such as asphalt, cobblestones, on terraces, garage floors, etc., even with the help of chemical adhesives. Please verify the absence of pipes, electrical cables, and insulation sheaths in the ground before drilling.

GROUND FIXING BASE



Painted stainless steel tube



Galvanized and painted steel with painted stainless steel tube.

Anchors not provided (Diameter ranging from 10 to 12 mm with variable length).

35 cm

+1 cm

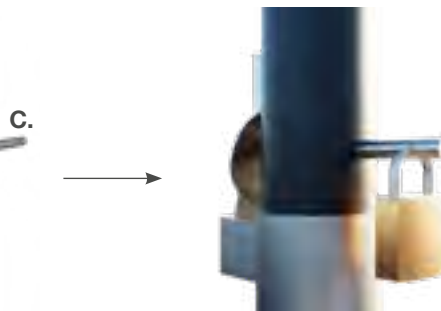
8 kg

33x22 x40 Cm

CODE -BFPROF25-

BURIED SET WITH ANTI-THEFT FEATURE

Painted stainless steel tube




THE SET INCLUDES

A. Galvanized steel tube (bottom part for burying).
Ø 65x295x1.5 Mm

B. Painted stainless steel tube with Ø 60x850x1.5 mm

C. Stainless steel pin with Ø 10.5 mm hole, padlock not provided



85 cm

4 kg

20x15 x90 Cm

CODE -BAINOX-

The hole on the stainless steel tube (B) will be drilled on-site using a 10.5 mm drill bit once the parasol is installed and the desired angle is adjusted.







The LEDs we use are Made In Italy and compliant with the Ecodesign 2021 directives



/ 100 cm LED bars in anodized aluminum



/ IP/67 Waterproof 24V power supply



/ Warm light selected 2700 K
On request: cold light or RGB light kit (color change - 24 V)



/ IP65 Waterproof 24 V 14 W/Mt



/ Wi-Fi receiver with remote control, batteries, and dimmer (light intensity adjustment)



/ Connector socket and plug 3p
Screw D5-12 IP66/IP68

*The length of the LED bars may be shorter for certain parasol sizes.

MADE IN ITALY

/ POSITIONING

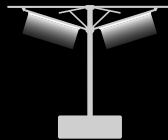


/ TOWARDS THE CANOPY

Recommended for a greater scenic effect on light-colored fabric.

STANDARD

- LEDUP -

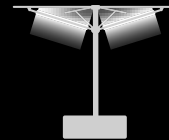


/ DOWNWARD

Recommended for greater illumination on the floor area.

STANDARD

- LEDDOWN -



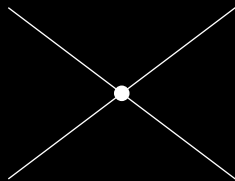
/ TOWARDS THE CANOPY + DOWNWARD

Independent lighting/intensity adjustment for above and below.

NOT -STANDARD

- LEDMIX -

4 BARS



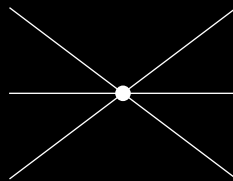
POWER SUPPLY
(180x110x30 Mm)
Qty: 1, 60 Watt

CONSUMPTION
2.4 A

POWER
57.6 W

- VLD4X10060P -

6 BARS



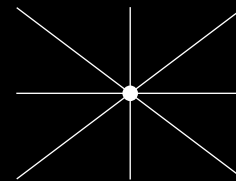
POWER SUPPLY
(270x70x40 Mm)
Qty: 1, 150 Watt IP/67

CONSUMPTION
3.6 A

POWER
86.4 W

- VLD6X10060P -

8 BARS



POWER SUPPLY
(270x70x40 Mm)
Qty: 1, 150 Watt IP/67

CONSUMPTION
4.8 A

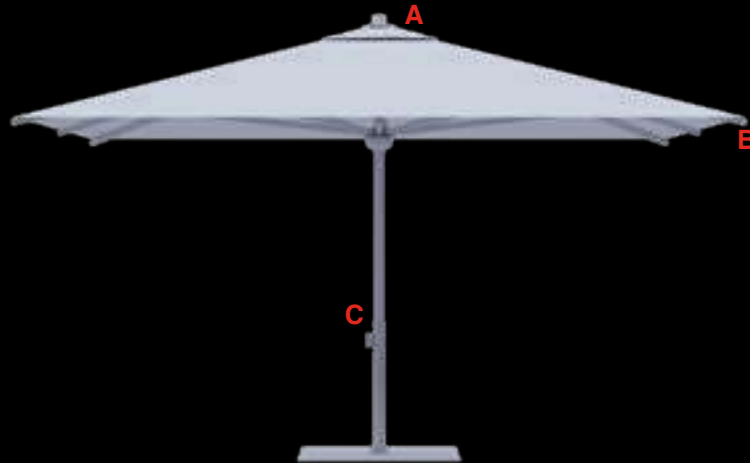
POWER

- VLD8X10060P -



RGB LED ADD-ON - INFORMATION AND TECHNICAL DATA SHEET AVAILABLE UPON REQUEST

/ POWER SUPPLY



A - FROM THE TOP



If the cable is coming from a wall of the room, the parasol can be opened and closed without unplugging the power plug.

-ALCAP-

B - FROM THE RIB



Power supply from one of the slats of the parasol (it is necessary to indicate which slat the power cable will come from).

-ALSTE-

ATTENTION! To close the parasol it will be necessary to unhook the power plug.

C - POLE ABOVE BASE



If the cable is coming from the floor, the parasol can be opened and closed without unplugging the power plug.

-ALPALU-

/ BATTERY-POWERED LED LIGHTING SYSTEM



Available for separate purchase. Easy to install.

LED KIT

4X LED BARS

1X CONNECTOR CABLE

1X BATTERY

1X BATTERY CHARGER

1X REMOTE CONTROL



The LEDs we use are **MADE IN ITALY** and compliant with the Ecodesign 2021 directives.

A complete and practical lighting system that can be easily installed on the parasol pole thanks to two velcros, and removable at any time, with a maximum duration of over 8 hours.



1x
Battery



Protection:
IP51



Warm white
2700k



Power supply
18 V



LED power
15 Watt

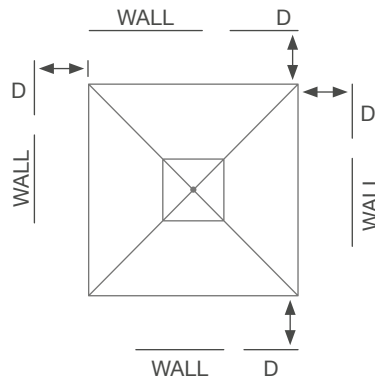
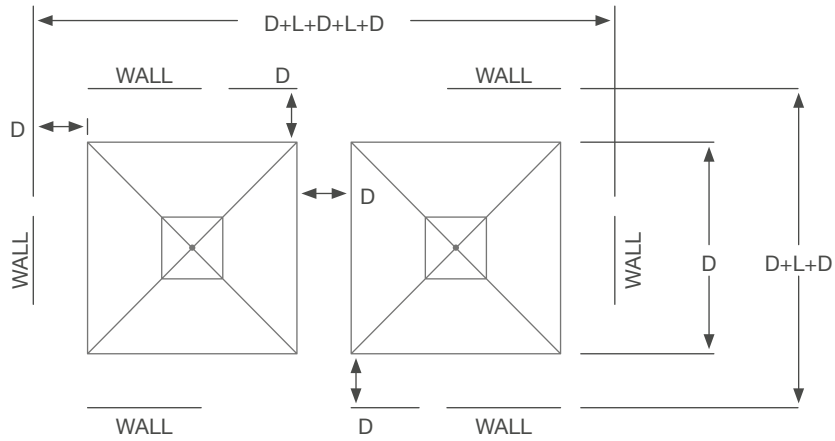
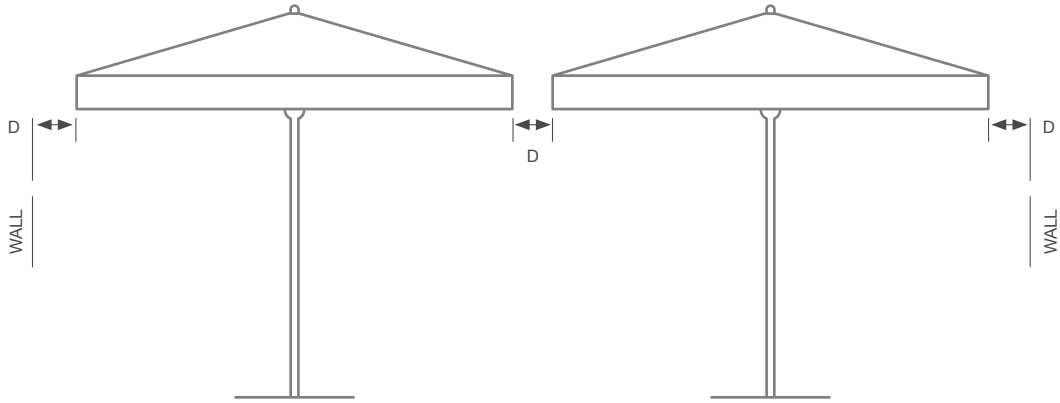
BATTERY-POWERED LED KIT 75CM

-LEDBAT750-

LEGEND

L = parasol side
 D = Distance from walls/other elements

⚠ MINIMUM 8 CM ⚠



— PACKAGING —

PARASOL OPEN SIZE (Cm)	N° RIBS	WEIGHT (Kg)	PACKAGE DIMENSIONS					
			SINGOL			MULTIPLI		
SQUARED								
300x300	8	21	Cm 350x50x50	Kg. 11,5		UP TO 4 PZ.	Cm 350x50x50	Kg. 11,5
350x350	8	24	Cm 400x50x50	Kg. 12,8		UP TO 4 PZ.	Cm 400x50x50	Kg. 12,8
400x400	8	28	Cm 400x50x50	Kg. 12,8		UP TO 3 PZ.	Cm 400x50x50	Kg. 12,8
RECTANGULAR								
300x250	8	20	Cm 350x50x50	Kg. 11,5		UP TO 4 PZ.	Cm 350x50x50	Kg. 11,5
350x250	8	21	Cm 350x50x50	Kg. 11,5		UP TO 4 PZ.	Cm 350x50x50	Kg. 11,5
350x300	8	23	Cm 350x50x50	Kg. 11,5		UP TO 4 PZ.	Cm 350x50x50	Kg. 11,5
400x250	8	23	Cm 350x50x50	Kg. 11,5		UP TO 4 PZ.	Cm 350x50x50	Kg. 11,5
400x300	8	24	Cm 400x50x50	Kg. 12,8		UP TO 4 PZ.	Cm 400x50x50	Kg. 12,8
450x250	8	26	Cm 400x50x50	Kg. 12,8		UP TO 4 PZ.	Cm 400x50x50	Kg. 12,8
450x300	8	26	Cm 400x50x50	Kg. 12,8		UP TO 4 PZ.	Cm 400x50x50	Kg. 12,8

**Weights are indicative and exclude base and packaging.
Packaging weights and dimensions may vary without notice.**

High-quality reinforced cardboard boxes with 2/3 layers.

