

FLASH

Open and close in a flash

Grazie al suo originale sistema di bilanciatura, alla carucola a circuito interno Flash si apre praticamente da solo. Un design leggero e seducente che ben si adatta ai contesti architettonici piu' ricercati.

- Copertura di spazi e plateatici di medie dimensioni fino a 25Sqm

-Qualità nei materiali e nelle finiture nautiche di pregio

-design esclusivo

USAGE OCCASIONS



BAR & ICECREAM SHOPS



HOTEL & RESORT



RESTAURANTS & FAST FOOD



GARDENS & TERRACES

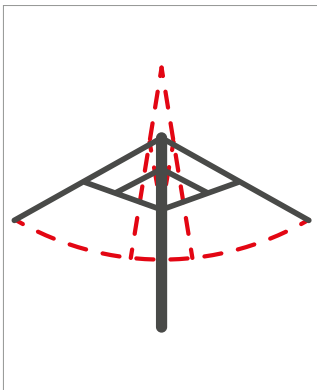


POOLS AND BEACH RESORTS



SKI & MOUNTAINS

FEATURES



Telescopic opening for closing above tables.



Quick opening and closing via internal circuit nautical pulley and double locking system (**EASY BLOCK**).



THREADED FABRIC TECHNOLOGY with special profile in aluminum alloy with tips that allows to improve water and wind performance



High-strength aluminum alloy frame powder coated with epoxy in standard white or manganese color



TIG-welded aluminum rib port collars



Nylon arm-rib joints for greater strength and durability



MODULAR CANOPY
Interchangeable modular panels for easy replacement, even of a single panel.



Available **perimeter volant** of 25cm



Stainless steel bolts and nuts



Central pole in round aluminum with diameter 80/100 Mm



Premium **PVC storage case**

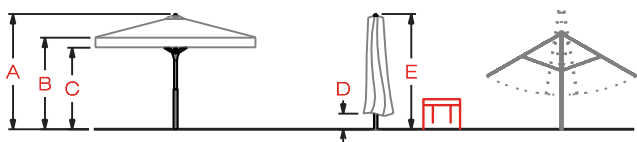


Curved profiles in **aluminum 6005** 35x20x2 Mm



Also **available tailor-made**

HEIGHT OPTIONS



SQUARED

			A	B	C	D	E
300		8 Ribs 9 Sqm FSH300X300	290	230	210	147	370
350		8 Ribs 12,25 Sqm FSH350X350	298	242	220	131	383
400		8 Ribs 16 Sqm FSH400X400	300	240	220	126	418
450		8 Ribs 20,25 Sqm FSH450X450	302	230	205	120	450
500		8 Ribs 25 Sqm FSH500X500	308	231	210	108	470

RECTANGULAR

			A	B	C	D	E
300		8 Ribs 12 Sqm FSH400X300	295	230	200	120	370
300		8 Ribs 13,50 Sqm FSH450X300	305	238	211	130	405
400		8 Ribs 20 Sqm FSH500X400	309	239	213	126	454

OFF-CENTERED

			A	B	C	D	E
300		5 Ribs 10,5 Sqm FSHD350X300	285	225	200	106	416
300		5 Ribs 12 Sqm FSHD400X300	306	230	205	115	444

FRAME COLOR



-BI- -MA-



TYPE OF FABRIC



SUN

-ACR-



NAUTICAL HP

-RES-



SUN

-ACR-



SUN

-ACR-



SUN

-ACR-



SUN

-ACR-



SUN

-ACR-





OFF-CENTERED FLASH

WITH POLE POSITIONED 50 CM FROM THE LONG SIDE OF THE PARASOL



50 CM



350 x **300**

400 x **300**



Non-standard RAL frame color -CO-



CUSTOM SIZES

Custom sizes for square/ rectangular parasols

-CONUPE-



fabric colors not in the collection -SUPTESS-



CUSTOM SHAPES

Parasols with irregular shapes

-CONUPEC-



Premium PVC Storage Case-FODPVC6-

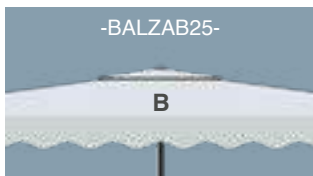


INCREASED HEIGHTS

Parasol heights exceeding standard

-SUPALT-

I VOLANT



CLASSIC VOLANT VARIANTS

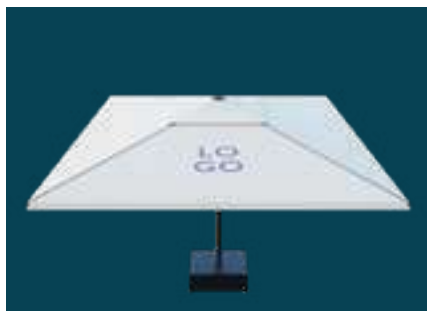
TRANSFER LETTERING ON VOLANT



MONOCHROME HEAT-SEALED
EXCLUDING GRAPHICS

	200 Cm	100 Cm
	25 Cm	25 Cm
	-SCLOGO200-	-SCLOGO100-


TRANSFERT LETTERING ON SEGMENT



MONOCHROME HEAT-SEALED
ON SEGMENT
(inevitable slight fabric wrinkles),
EXCLUDING GRAPHICS

	80 Cm
	80 Cm
	-SCLOGO8080-


COMPLEX AND/OR COLORED WRITINGS/LOGOS



GUTTER PREPARATION

With female Velcro hidden by fabric flap **OUTSIDE THE VOLANT.**

-APVELG-



SIDE WALLS PREPARATION

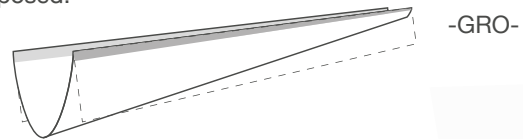
With female Velcro hidden by fabric flap **INSIDE THE VOLANT.**

-APVELP-



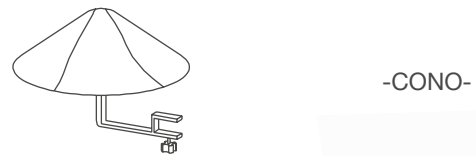
UNION GUTTER APPLIED WITH REMOVABLE ZIPPER AND VELCRO

Made of PVC, with slope, and applied externally to the skirts. Version with buckles available upon request for umbrellas not predisposed.



CENTRAL INTERSECTION CONE FOR 4 PARASOLS

Applied with bracket on a corner rib.




| WINTER EQUIPMENT

SIDE WALLS



HEATERS



SUPPORT BASES




The base recommended in our price list takes into account the square meters of the parasol and a theoretical overturning coefficient of approximately 50 km/h with constant wind. Such recommendation does not constitute any guarantee by the manufacturer, as it is inde-

ed difficult to measure whether there are gusts in a specific location. Therefore, **it is always recommended to close the parasol in case of bad weather.** In particularly windy areas, we always advise securing the parasol to the ground.

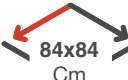
ARTICULATED SUPPORT BASE




Adjustable leveling feet.
Up to +10 cm in height.


-  White
-BIM-
-  Manganese
-MAM-
-  Ral Selection
-COM-


Articulated joint for easy installation
and removal

 84x84
Cm

In galvanized and painted steel,
prepared to accommodate 20 stone
PLATES.

 23
cm

 +23
cm




 35
kg

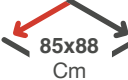
 89x85
x26 Cm

CODE -BAP838320-


UNDER-SEAT FURNITURE COVER BASE




-  White
-BI-
-  Manganese
-MA-
-  Ral Selection
-CO-

 85x88
Cm

In galvanized and painted steel. With
rounded edges.

 38
cm




 21
kg

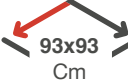
 89x85
x40 Cm

CODE -CAR85-


SERVICE TABLE BASE COVER



-  White
-BI-
-  Manganese
-NE-
-  Ral Selection
-CO-

 93x93
Cm

With a top in galvanized and painted
steel and walls in fabric.

 75/85
cm

 20
kg


 50x95
x35 Cm


CODE -BATAV84-

PALLET TRUCK

Base prepared for movement with a pallet truck. (Pallet truck not included)




+ 23+10
Cm


+ 5
Kg


CODE -SUPTRANS-

€ 250

WHEEL KIT

Preparation of bases for moving parasols up to 25sqm with wheels.







+23+13
Cm



4
Kg

CODE -WHEELS2-

FIXED SUPPORT BASE




-  White
-BI-
-  Manganese
-MA-
-  Ral Selection
-CO-


115x104
Cm

In galvanized and painted steel, prepared to accommodate 8 stone PLATES.


4
cm


+6
cm





35
kg



116x105
x8 Cm

CODE -BAP1151046-


PLATES COVER CARTER




-  White
-BI-
-  Manganese
-MA-
-  Ral Selection
-CO-


51x51
Cm

Set of 4 cover plates for base 115x104


2
cm


12
kg



53x53
x40 Cm


CODE -COPRLAS-


WASHED STONE PLATES




SET OF 8 PLATES FOR FIXED PLATE

 50x50
Cm


 4
Cm


 160
Kg


 120x80
x33 Cm


CODE -LAS8X50-

SET OF 20 PLATES FOR ARTICULATED BASE

 50x50
Cm

 4
Cm

 300
Kg

 120x80
x33 Cm

CODE -LAS20X50-

FIXING BASES

THE USE OF ANCHORING DOWELS presupposes a careful evaluation of the conditions of the surface to be drilled, which must be at least 200x200x20 cm in size. We highly recommend performing a core drilling in advance to check for the presence and thickness of uncracked concrete.

We do not recommend anchoring with dowels on other types of surfaces such as asphalt, cobblestones, on terraces, garage floors, etc., even with the help of chemical adhesives. Please verify the absence of pipes, electrical cables, and insulation sheaths in the ground before drilling.

JOINTED BASE FOR STANDARD FIXING



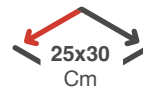
White
-BI-



Manganese
-MA-



Ral Selection
-CO-



In galvanized and painted steel.
Plugs from 10 to 12 mm of variable length (not supplied).



35
cm



+1
cm




8
kg



33x27
x40 Cm

CODE -BFP2530-

BASE COVER FOR ARTICULATED BASE



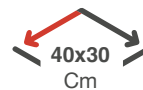
White
-BI-



Manganese
-MA-



Ral Selection
-CO-



For standard fixing base.
Necessary if you purchase bottom-powered LEDs.



6
cm



3
kg

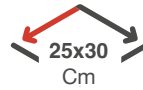


33x22
x10 Cm

CODE -CAR40-



3-COMPONENT BURIED SET



In painted steel.
Base for core drilling



+ 2
cm



12
kg



33x30
x42 Cm

CODE -BACRT3-

SET OF 6 LONG BOLTS

THE USE OF ANCHOR BOLTS embedded in non-cracked concrete casting is always the optimal solution. It is recommended to create a plinth proportionate to the size of the parasol.



To be embedded in a non-cracked concrete casting of variable dimensions depending on the size of the parasol and the installation site for an articulated base for fixing to the floor



12
mm



45
cm



5
kg



30x50
x5 Cm

CODE -TIRM6-

FIXING PLATE

WITH WOODEN PLATFORM/LOWER CAST



White
-BI-



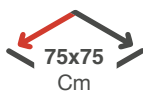
Manganese
-MA-



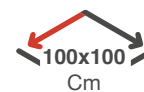
Ral Selection
-CO-



x8 holes for fixing



In **galvanized and painted steel** with 10 to 12 mm
dowels of variable length **not supplied.**
Articulated base not included



35
cm



+1
cm



45
kg



120x80
x12 cm



35
cm



+1
cm




80
kg



120x100
x12 cm

CODE -BAPI75ZFP-

CODE -BAPI100ZFP-



The LEDs we use are Made In Italy and compliant with the Ecodesign 2021 directives



/ 100 cm LED bars in anodized aluminum



/ IP/67 Waterproof 24V power supply



/ Warm light selected 2700 K
On request: cold light or RGB light kit (color change - 24 V)



/ IP65 Waterproof 24 V 14 W/Mt



/ Wi-Fi receiver with remote control, batteries, and dimmer (light intensity adjustment)



/ Connector socket and plug 3p
Screw D5-12 IP66/IP68

*The length of the LED bars may be shorter for certain parasol sizes.

MADE IN ITALY

/ POSITIONING

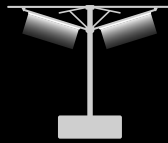


/ TOWARDS THE CANOPY

Recommended for a greater scenic effect on light-colored fabric.

STANDARD

- LEDUP -

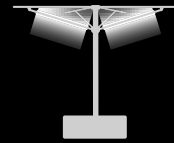


/ DOWNWARD

Recommended for greater illumination on the floor area.

STANDARD

- LEDDOWN -



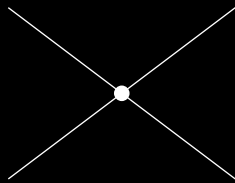
/ TOWARDS THE CANOPY + DOWNWARD

Independent lighting/intensity adjustment for above and below.

NOT-STANDARD

- LEDMIX -

4 BARS



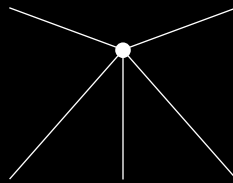
POWER SUPPLY
(180x110x30 Mm)
Qty: 1, 60 Watt

CONSUMPTION
2.4 A

POWER
57.6 W

- VLD4X10060 -

5 BARS



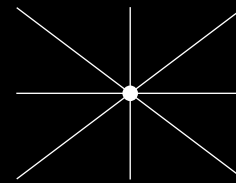
POWER SUPPLY
(270x70x40 Mm)
Qty: 1, 150 Watt IP/67

CONSUMPTION
3 A

POWER
72 W

- VLD5X10060 -

8 BARS



POWER SUPPLY
(270x70x40 Mm)
Qty: 1, 150 Watt IP/67

CONSUMPTION
4.8 A

POWER
115.2 W

- VLD8X10060 -



RGB LED ADD-ON - INFORMATION AND TECHNICAL DATA SHEET AVAILABLE UPON REQUEST

/ POWER SUPPLY

**A - FROM THE TOP**

If the cable is coming from a wall of the room, the parasol can be opened and closed without unplugging the power plug.

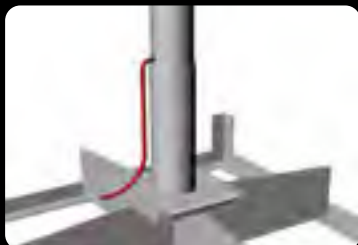
-ALCAP-

B - FROM THE RIB

Power supply from one of the slats of the parasol (it is necessary to indicate which slat the power cable will come from).

-ALSTE-

ATTENTION! To close the parasol it will be necessary to unhook the power plug.

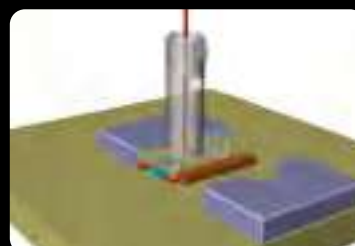
C - POLE ABOVE BASE

If the cable is coming from the floor, the parasol can be opened and closed without unplugging the power plug.

-ALPALU-

D - POLE UNDER BASE

Aesthetically better solution as long as there is space to carry out the wiring underneath the flooring (e.g. floating floors, platforms or wells). The parasol can be opened and closed without unplugging the power plug.



-ALPALD-

LITHIUM BATTERY FOR LED 24V



*Approximate duration with 4 1m LED bars kept at maximum power: 6h

SPECIAL 15Ah LITHIUM BATTERY KIT FOR 24V LED SYSTEMS

INDICATIVE MEASURES

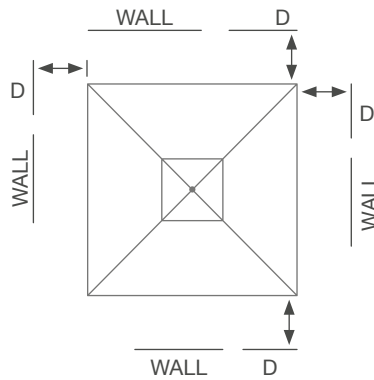
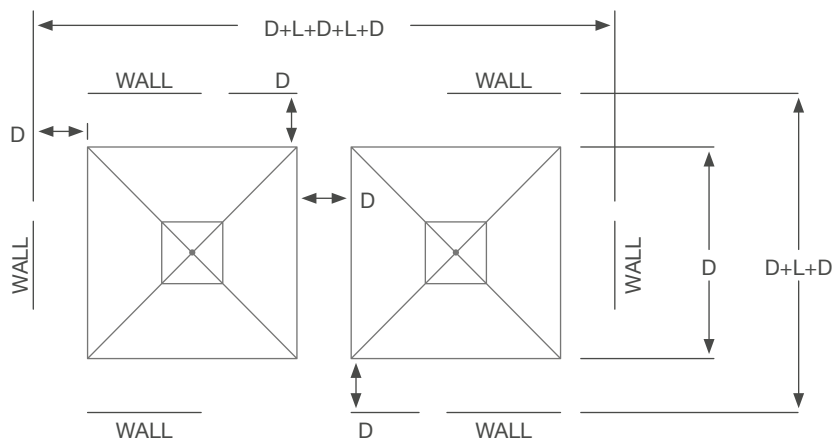
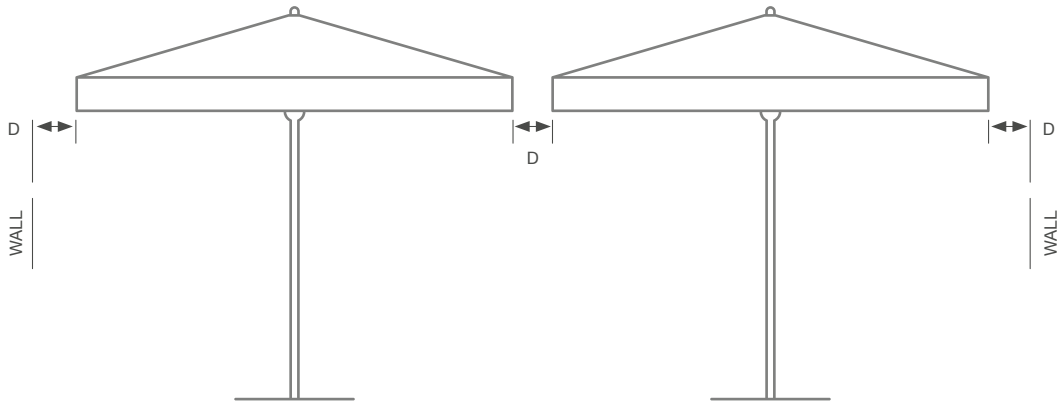
10X10X40 CM

-BAT24-

LEGEND

L = parasol side
 D = Distance from walls/other elements

⚠ MINIMUM 8 CM ⚠



SEE PAGE 202 FOR RECOMMENDATIONS ON TAKING MEASUREMENTS



PACKAGING

PARASOL OPEN SIZE (Cm)	N° RIBS	WEIGHT (Kg)	PACKAGE DIMENSIONS	
SQUARED				
300x300	8	27	Cm 350x50x50	Kg. 11,5
350x350	8	27	Cm 350x50x50	Kg. 11,5
400x400	8	42	Cm 400x50x50	Kg. 13
450x450	8	43	Cm 400x50x50	Kg. 13
500x500	8	45	Cm 430x50x50	Kg. 13
RECTANGULAR				
400x300	8	32	Cm 350x50x50	Kg. 11,5
450x300	8	39	Cm 400x50x50	Kg. 11,5
500x400	8	43	Cm 415x50x50	Kg. 13
OMBRELLONI PALO DISASSATO 50 CM				
350x300	5	27	Cm 400x50x50	Kg. 11,5
400x300	5	32	Cm 400x50x50	Kg. 13

All parasols are shipped with a disassembled pole extension.
Weights are indicative and exclude base and packaging.
Packaging weights and dimensions may vary without notice.

High-quality reinforced cardboard boxes with 2/3 layers.

